

BRITISH RAILWAYS

(WESTERN REGION)

(For the use of employees only)

Notice to Trainmen, etc.

MULTIPLE ASPECT SIGNALLING

WEST DRAYTON

SATURDAY, SUNDAY and MONDAY

12th, 13th & 14th SEPTEMBER, 1970

Between 22.00 hours on Saturday, 12th September, and 06.00 hours on Monday, 14th September (or until completion) the Chief Signal and Telecommunications Engineer will be engaged in carrying out work in connection with the closure of West Drayton Signalbox and associated alterations in the same area.

IMPORTANT

STATION and DEPOT SUPERVISORS please acknowledge receipt of this Notice by the return of the attached slip.

Received Notice I.XO.114 re Introduction of Multiple Aspect Signalling in connection with the closure of West Drayton Signalbox.

.....Date

.....Department

.....Station

.....Signature

Divisional Manager (London),
Western Tower,
Reading

Redundant Signal Box

West Drayton Signal Box will be taken out of use together with all associated signalling, which will be transferred to operation from Slough Panel and two new Ground Frames with new signals as shown on the attached sketch.

Ground Frames

Two new Ground Frames will be brought into use controlling the signalling in the area of the Up Goods, Reception Sidings and the West Drayton to Staines (Shell Mex Oil Depot) Siding. These will be known as West Drayton No. 1 and West Drayton No. 2 Ground Frames and will be electrically released from Slough Panel.

For security purposes only, the key for the operation of the West Drayton to Staines (Shell Mex Oil Depot) Siding Ground Frames, will be kept in the release instrument at No. 2 Ground Frame electrically released from Slough Panel.

Power Operated Points

With the exception of points operated by the two Ground Frames, all points on the attached sketch will be electrically operated from Slough Panel.

The facing connections between Up and Down Relief and Up Goods to Up Relief will be operated by machines of the A.E.I.-G.S. Co's Type H.W.

The existing facing connections Down Main to Down Relief and Up Relief to Up Main on the Paddington side of West Drayton Station will be replaced by new connections as shown on the attached sketch, which will be operated by machines of the Westinghouse Co's Type M3; in addition the facing and trailing connections in the Down Relief will be provided with hydraulically operated swing nose points. Instructions for the emergency operation of the Type HW, Type M3 machines and these hydraulic additional drives have been issued separately.

Telephones

Telephones giving exclusive communication with the Signalman at Slough Panel will be provided at multiple aspect signal S135, at West Drayton No. 1 and No. 2 Ground Frames and at a point adjacent to ground position light signal S202 (for emergency point operation).

Other Alterations

The lifting barriers on the West Drayton to Staines (Shell Mex Oil Depot) Siding at present operated by West Drayton signal box will be locally operated by the Shunter at West Drayton No. 2 Ground Frame.

The former Staines Branch Distant Signal will be repositioned at a point identical to the former position of the Staines Branch Home Signal.

The West Drayton to Staines (Shell Mex Oil Depot) Siding to Up Goods connection will be reset to lie normally for the Up Goods.

Occupation of Slough Panel will be required for the purpose of altering and testing the locking.

All arrangements for the safe working of the line (including the appointment of Handsignalmen) must be made by the District Inspector in accordance with Rule 77.

H. N. TODD,
Divisional Manager,
READING.

G. GRAHAM,
Movements Manager,
PADDINGTON STATION.

September 1970

BR 31401/5

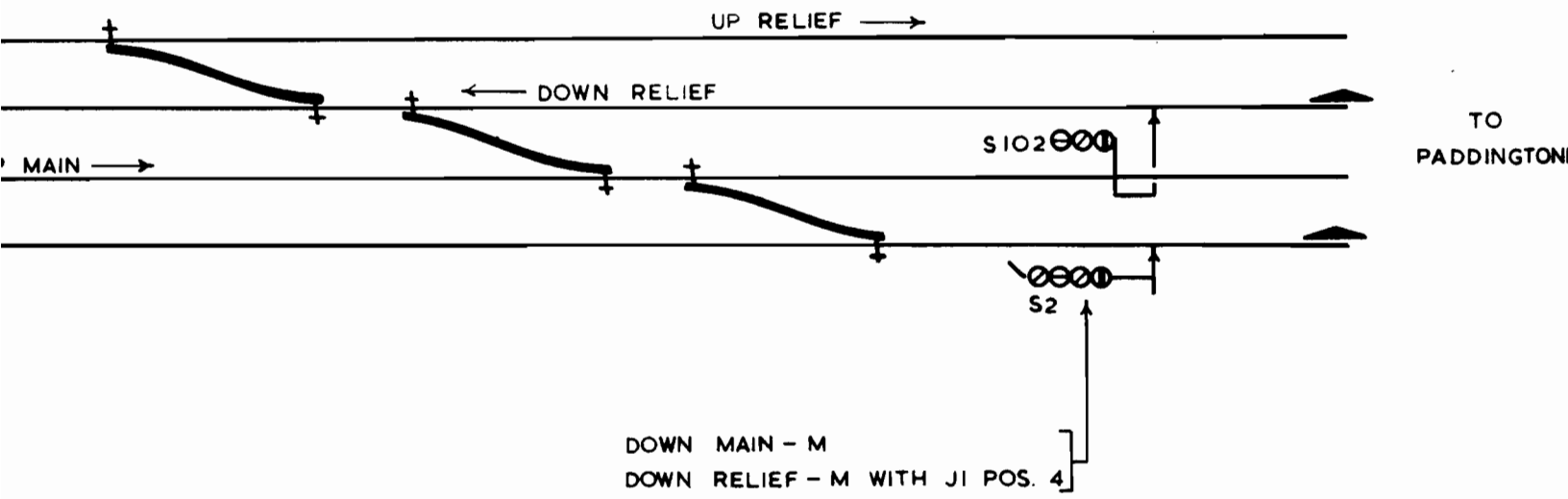
KEY TO SYMBOLS

- MULTI-LENS SIGNAL
- - ROUTE INDICATOR
 - - 2ND YELLOW
 - - GREEN
 - - YELLOW
 - - RED
 - ⊕ - DRAW AHEAD
- ⊗ - LIMIT OF SHUNT
 - ⊙ - GROUND POSITION LIGHT
 - ▲ - AWS RAMP

FUNCTIONS MARKED X WORKED FROM WEST DRAYTON No.1 G.F.
 O WORKED FROM WEST DRAYTON No.2 G.F.

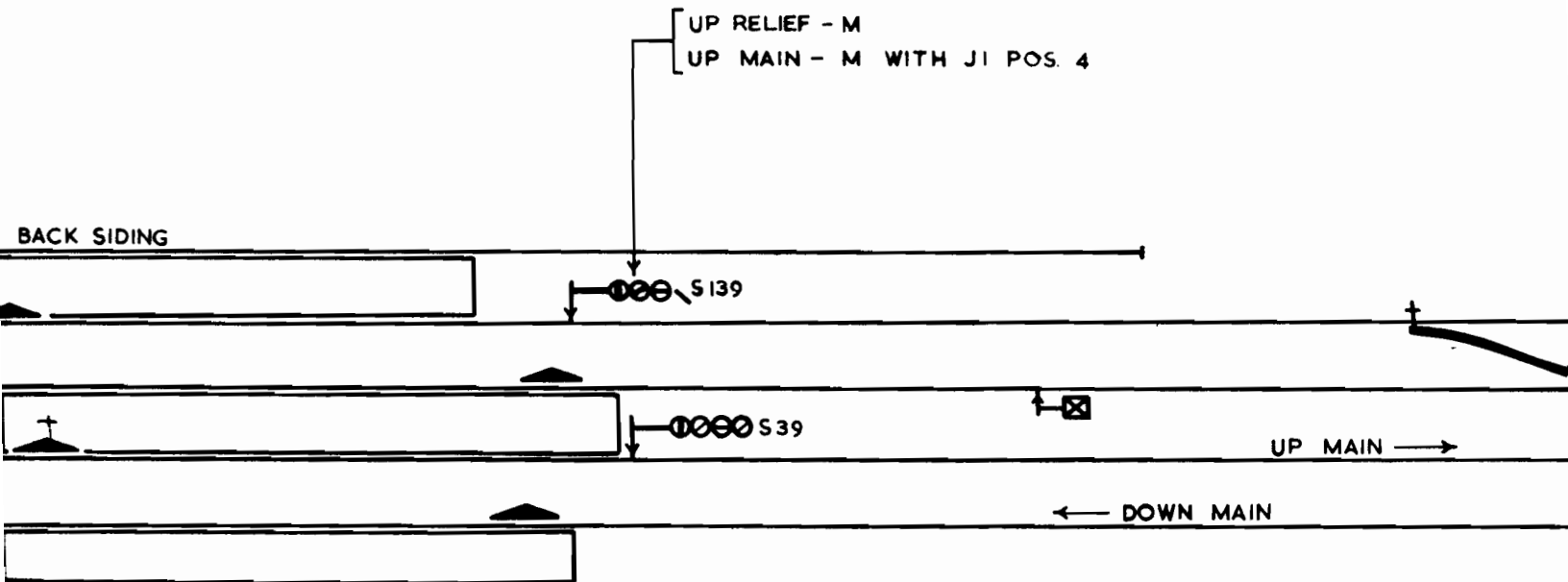
KEY TO ABBREVIATIONS

- M - MAIN ASPECT
- DA - DRAW AHEAD ASPECT
- RI - ROUTE INDICATOR
- JI - JUNCTION INDICATOR



- DA
SIDINGS - DA
BRANCH SIDING - DA

DOWN RELIEF - M
UP GOODS - DA WITH RI 'G'
RECEPTION SIDINGS - DA WITH RI 'S'
STAINES BRANCH SIDING - DA WITH RI 'B'



WEST DRAYTON

LIFTING BARRIERS
OPERATED LOCALLY
BY SHUNTER

POINTS CLIPPED
LOCKED IN
POSITION SHOWN

OIL AND
LUBRICATION
WORKS
SIG

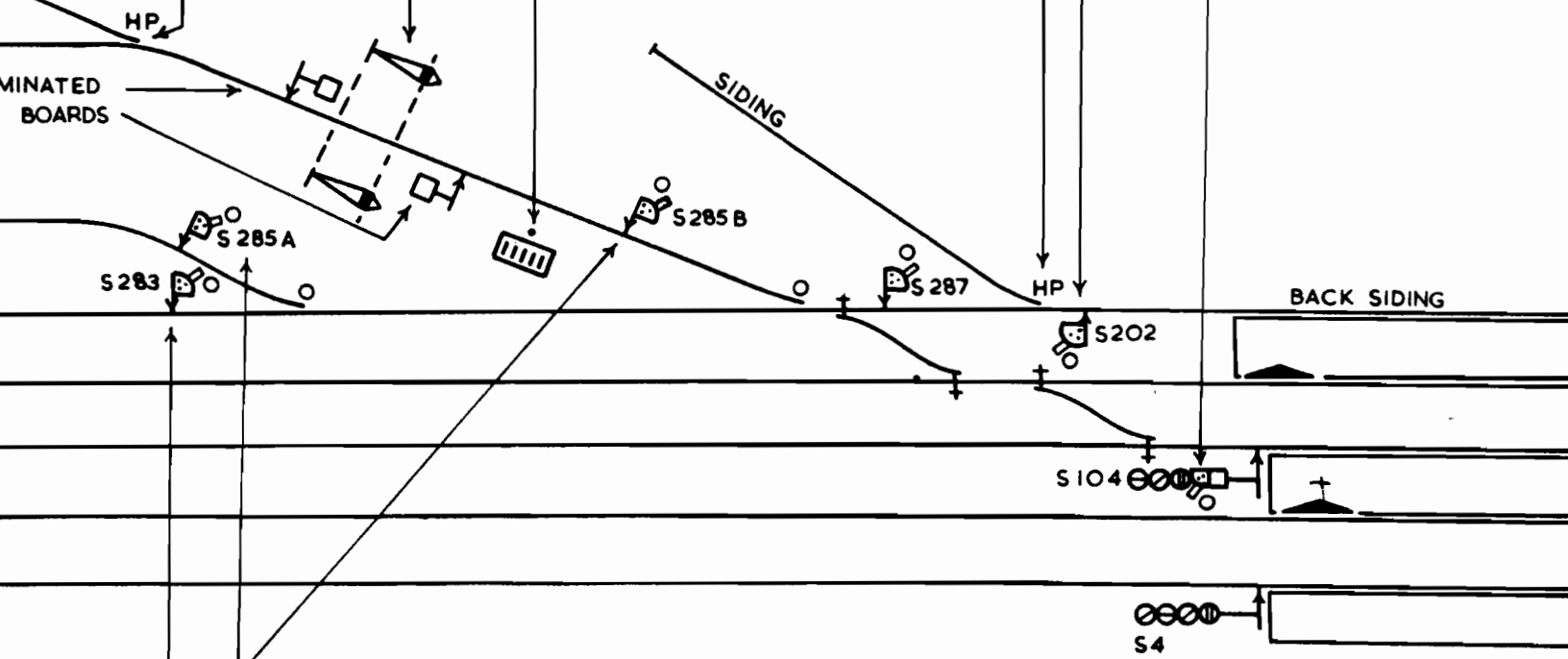
MINATED
BOARDS

WEST DRAYTON
No. 2 GROUND FRAME (O)

HAND POINT CLIPPED
AND PADLOCKED IN
POSITION SHOWN

UP GOODS - DA
RECEPTION SIDINGS - DA
STAINES BRANCH SIDING - DA

DOWN RELIEF - M
UP GOODS - DA WITH
RECEPTION SIDINGS -
STAINES BRANCH SIDING



S 287 SIGNAL - DA
UP RELIEF - DA
DOWN RELIEF LIMIT OF SHUNT - DA

W

LIFTING BARRIERS
OPERATED LOCALLY
BY SHUNTER

RECEPTION SIDINGS - DA WITH RI 'S'
UP GOODS - DA
UP RELIEF VIA 283 - M

HAND POINTS CLIPPED
AND PADLOCKED IN
POSITION SHOWN

MIDDLESEX OIL AND
CHEMICAL WORKS
SIDING

STAINES BRANCH SIDING

WEST DRAYTON

No.1. GROUND FRAME (X)

ILLUMINATED
STOP BOARDS

HP RECEPTION SIDINGS

X S135

UP GOODS →

S283

UP RELIEF →

← DOWN RELIEF

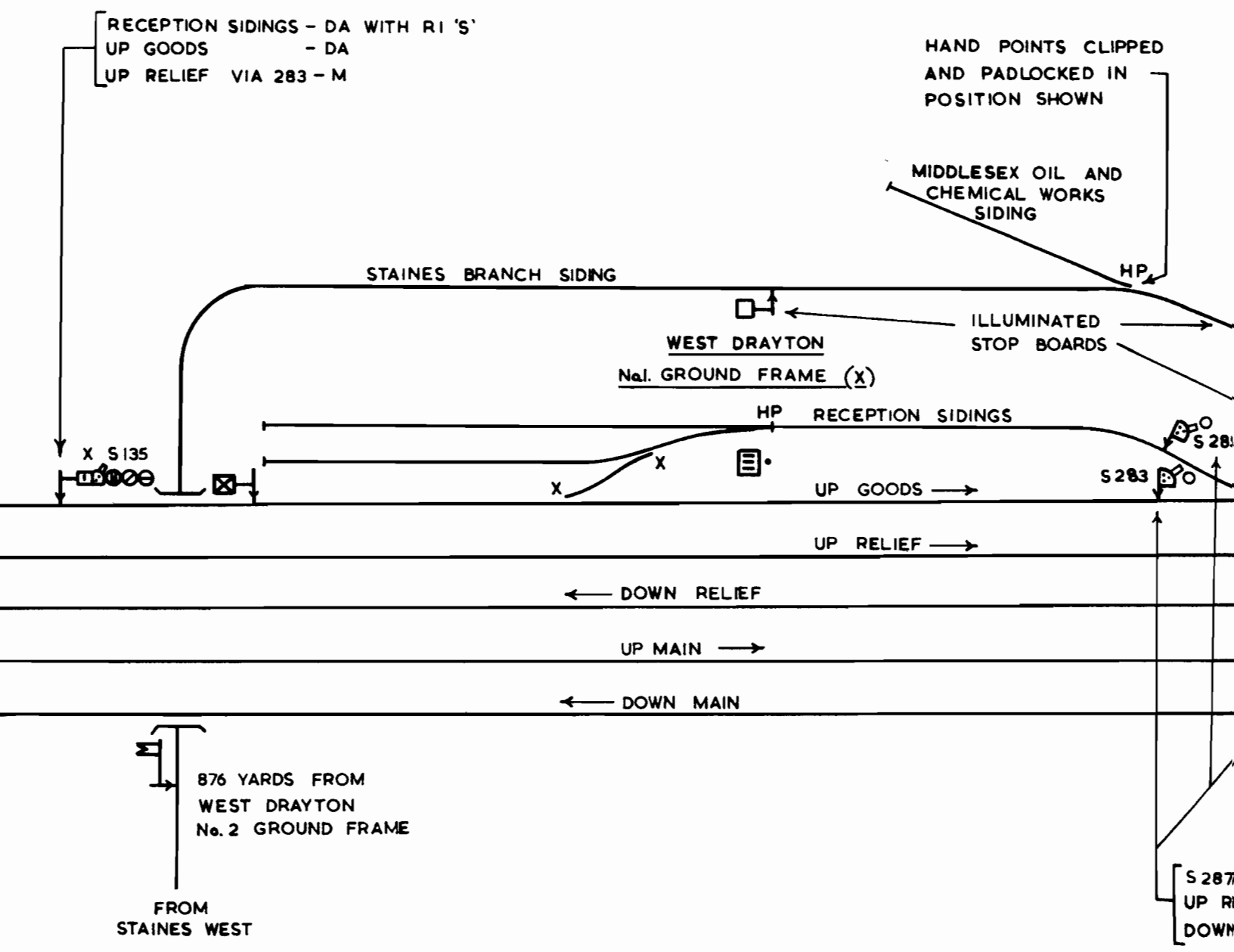
UP MAIN →

← DOWN MAIN

876 YARDS FROM
WEST DRAYTON
No.2 GROUND FRAME

FROM
STAINES WEST

S287
UP R
DOWN



RECEPTION SIDINGS - DA WIT
UP GOODS - DA
UP RELIEF VIA 283 - M

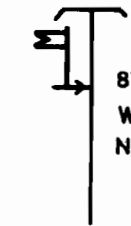
STA

X S 135

S 137

UM 13

FROM
IVER



876 YARDS FROM
WEST DRAYTON
No. 2 GROUND FRAME

FROM
STAINES WEST